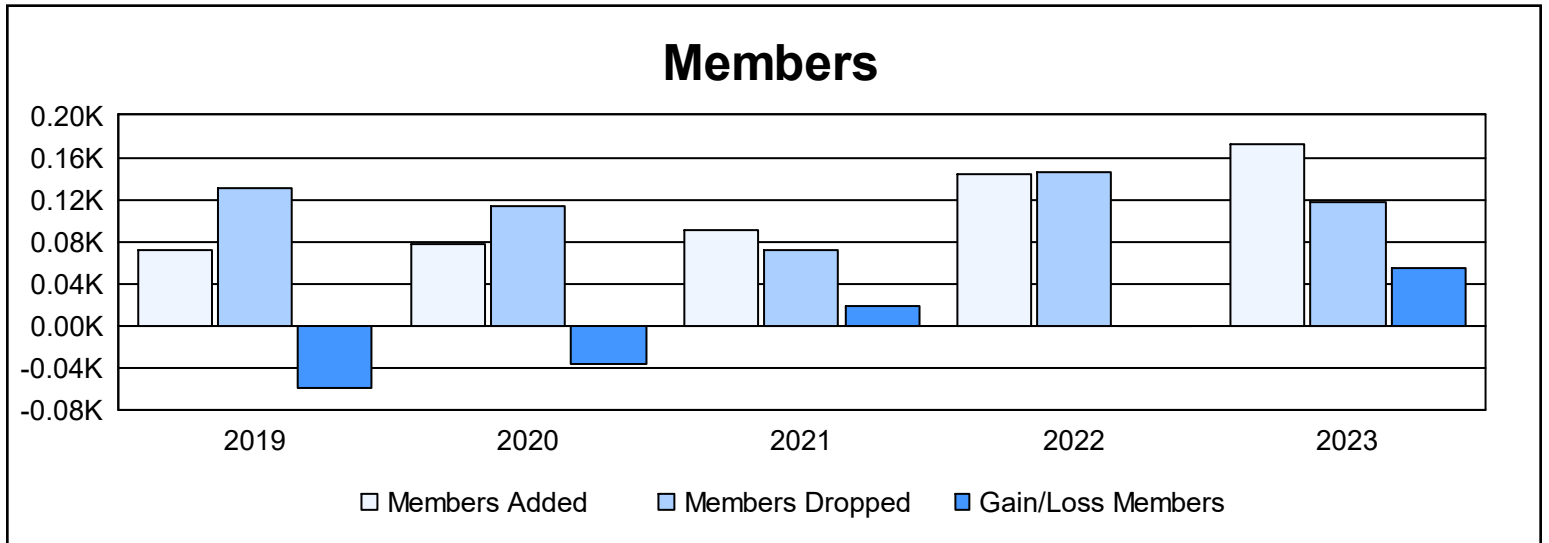
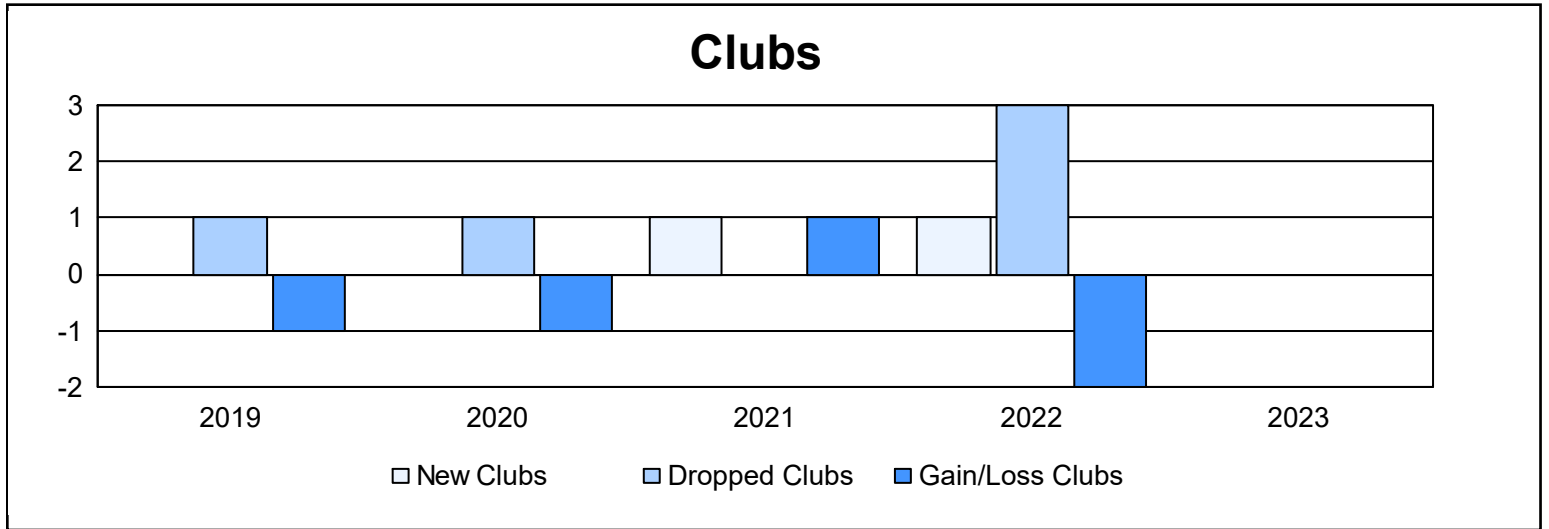
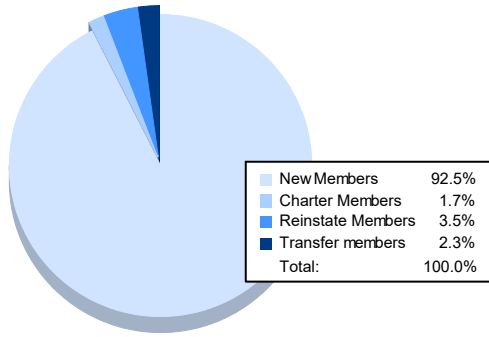


| Year | New Clubs | Dropped Clubs | Gain/Loss Clubs | New Members | Charter Members | Reinstate Members | Transfer Members | Total Member Added | Total Members Dropped | Gain/Loss Members |
|----------------|-----------|---------------|-----------------|-------------|-----------------|-------------------|------------------|--------------------|-----------------------|-------------------|
| 2018-2019 | 0 | 1 | -1 | 63 | 2 | 5 | 1 | 71 | 131 | -60 |
| 2019-2020 | 0 | 1 | -1 | 65 | 3 | 7 | 2 | 77 | 113 | -36 |
| 2020-2021 | 1 | 0 | 1 | 68 | 18 | 2 | 2 | 90 | 72 | 18 |
| 2021-2022 | 1 | 3 | -2 | 89 | 41 | 11 | 3 | 144 | 145 | -1 |
| 2022-2023 | 0 | 0 | 0 | 160 | 3 | 6 | 4 | 173 | 118 | 55 |
| Average | 0 | 1 | -1 | 89 | 13 | 6 | 2 | 111 | 116 | -5 |



Membership Composition June 2023 Cumulative



Gender Composition June 2023 Cumulative

